

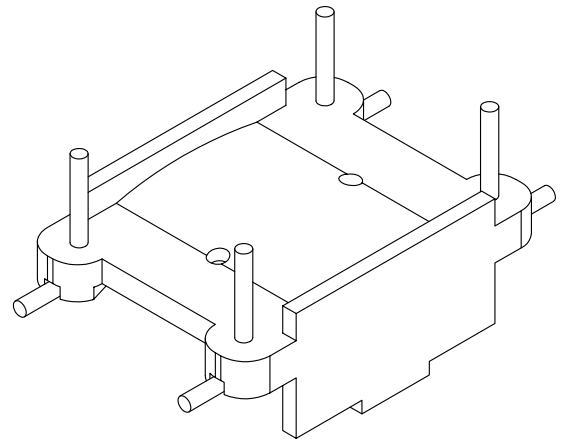
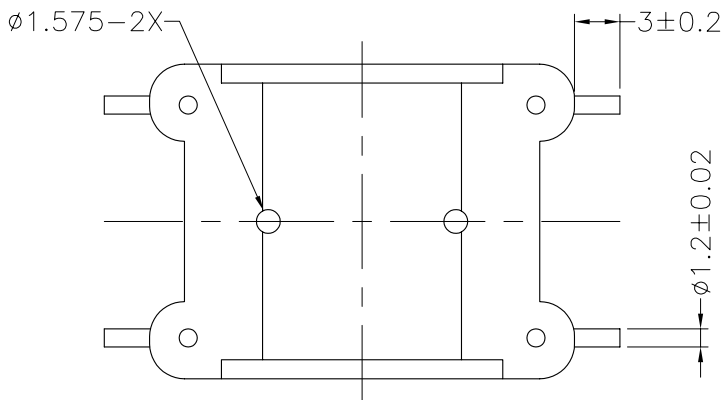
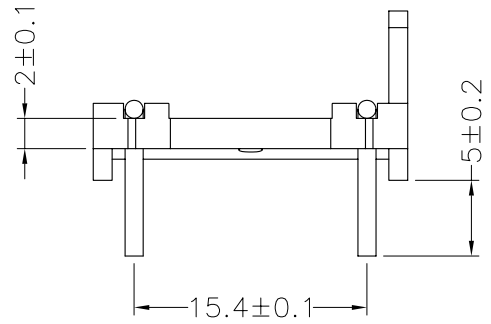
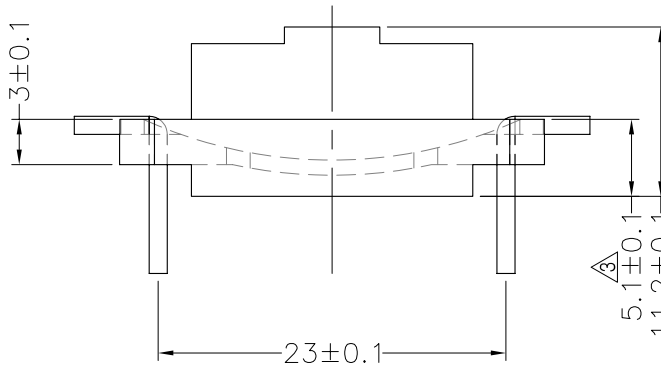
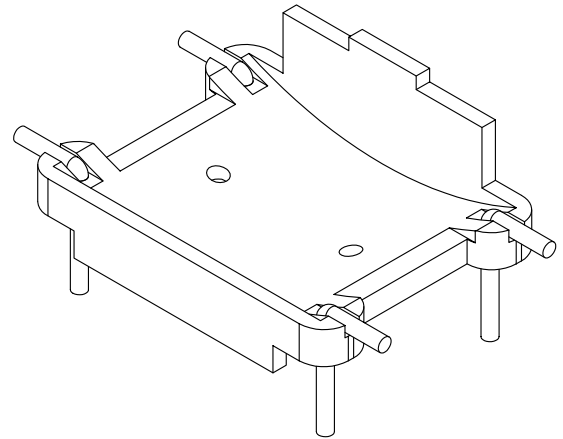
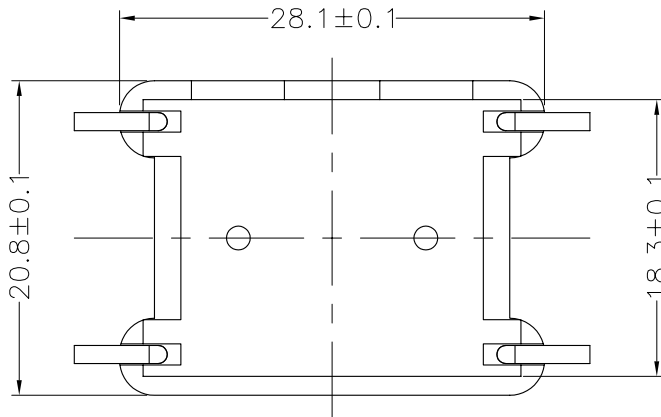


**TRANSFORMER BOBBIN
INDUSTRIAL CO.,LTD.**

Tel : 86-769-88789999 Fax : 86-769-88789989
http:// tbi-tw.com e-mail : tb6688@ms46.hinet.net

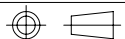
REVISIONS

REV	SYM	DRAFTER	CHECKER	DATE
3		S.M.SHIH	S.M.SHIH	06/16/06
4		S.M.SHIH	S.M.SHIH	07/24/06
5		Y.G.HSU	S.M.SHIH	02/05/07



DWG NO. HEA1031-4P-THL-15.4-A-7

PART NO.	MATERIAL (BOBBIN)	MATERIAL (TERMINAL)	TERMINAL (PLATING)	PIN ALLOCATION	NOTE
TBI-220-16011.706	FR530 (BK)	C.P WIRE	Sn	ALL PIN	
TBI-220-16011.716	FR530 (BK)	NA	NA	NO PIN	



TOLERANCE: .X±0.15 .XX±0.10 .XXX±0.05

UNIT : m / m

SCALE 2 : 1

Finish: 1. Pb wire Immersion Sn on terminal : Thickness:Sn plating,100,5 μm (200 μ inches) min,Base nickel 0.625 μm (25 μ inches) min.
2. CP wire Immersion Sn on terminal : Thickness:Sn plating,100,5 μm (200 μ inches) min.
3. Coplanarity deviation: 0.10 mm (0.004 inches) max.

REV 5